

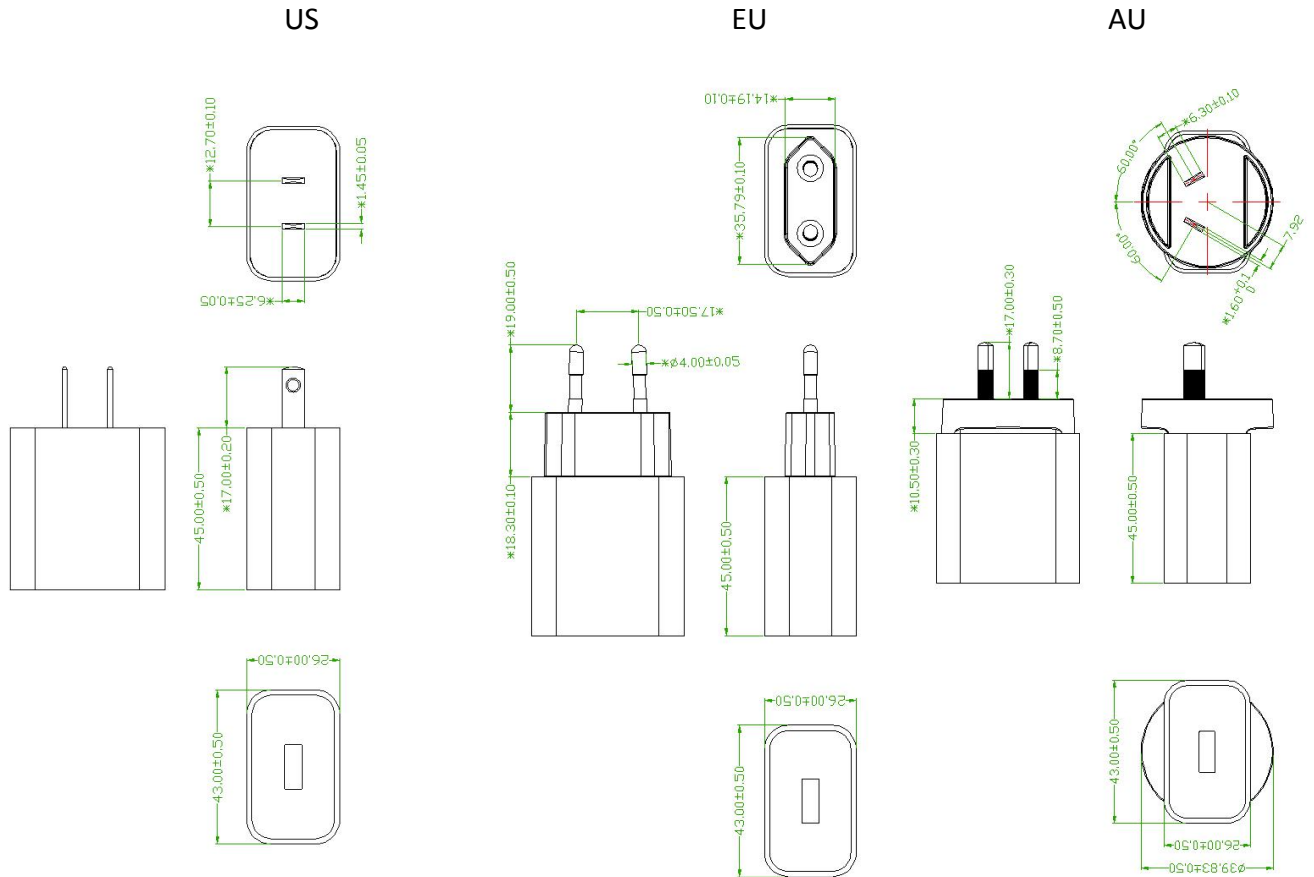
■ Features :

- Universal AC input / Full range
- Compact size
- Protections: Short circuit / Overload / Over voltage
- Cooling by free air convection
- Isolation class B
- High reliability
- 3 years warranty

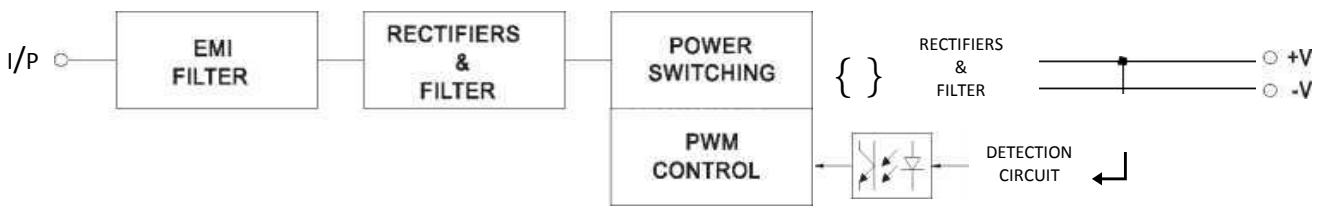
SPEC

MODEL		TP-K018VB				
OUTPUT	DC VOLTAGE	5V	9V	12V		
	RATED CURRENT	3 A	2A	1.5A		
	CURRENT RANGE	0-3A	0-2A	0-1.5A		
	RATED POWER	4.125W	5W	5.04W		
	RIPPLE & NOISE (max.) Note.2	200mVp-p	200mVp-p	240mVp-p		
	VOLTAGE TOLERANCE Note.3	±5%	+5%	±5%		
	LINE REGULATION	±1%	±1%	±1%		
	LOAD REGULATION	+5%	+5%	+5%		
	SETUP, RISE TIME	3s, 2s at full load				
	HOLD UP TIME (Typ.)	80ms/230VAC	15ms/115VAC at full load			
INPUT	VOLTAGE RANGE	85- 264VAC 120-370VDC				
	FREQUENCY RANGE	47-63Hz				
	EFFICIENCY (Typ.)	81.84%	85.45%	85.45%		
	AC CURRENT (Typ.)	0.12A/115VAC	0.08A/230VAC			
	INRUSH CURRENT (typ.)	COLD START 40A/115VAC		60A/230VAC		
	LEAKAGE CURRENT	< 0.25mA/240VAC				
PROTECTION	OVERLOAD	115%-190% rated output power Protection type: Hiccup mode, recovers automatically after fault condition is removed				
	OVERVOLTAGE	3.6-6V/3A,6-9V/2A,9-12V/1.5A Protection type: Shut off o/p voltage, clamping by zener diode				
ENVIRONMENT	WORKING TEMP.	-30 ~ +40°C (Refer to ■Derating Curve")				
	WORKING HUMIDITY	20* 90% RH non-condensing				
	STORAGE TEMP., HUMIDITY	40-+85°C, 10-95% RH				
	TEMP. COEFFICIENT	+0.03%/°C(0~50°C)				
	VIBRATION	10 - 500Hz, 5G10minJ1 cycle, period for 60min. each along X, Y, Z axes				
SAFETY& EMC (Note 4)	SAFETY STANDARDS	UL62368-1.TUVEN62368-1 approved				
	WITHSTAND VOLTAGE	I/P-O/P:3KVAC or DC 4242VDC				
	ISOLATION RESISTANCE	I/P-O/P:100M Ohms 1500VDC125°C/70% RH				
	EMC EMISSION	Compliance to EN55032:2015 (CISPR22) Class B, EN61000-3-2,3				
	EMC IMMUNITY	Compliance to EN610004-2,3,4,5,6,8,11, EN55035, heavy industry level, (surge L-N:1KV) criteria A				
OTHERS	MTBF	1495.8Khrs min. MIL-HDBK-217F (25°C)				
	DIMENSION	42.5*41.5*26.8 mm (L*W*H)				
	RACKING	0.04Kg/270pcs/ 11.8Kg/0.97CUFT				
NOTE	<ol style="list-style-type: none"> <li>1. All parameters NOT specialty mentioned are measured at 230VAC input, rated load and 25°C of ambient temperature.</li> <li>2. Ripple &amp; noise are measured at 20MHz of bandwidth by using a 12" twisted pair-wire terminated with a0.1uF &amp; 47uF parallel capacitor.</li> <li>3. Tolerance : includes set up tolerance, line regulation and load regulation.</li> <li>4. The power supply is considered a component which will be installed into a final equipment. The final equipment must be re-confirmed that it still meets EMC dirBctives.</li> <li>5. Length of set up time is measured at first cold start. Turning ON/OFF the power supply may lead to increase of the set up time.</li> </ol>					

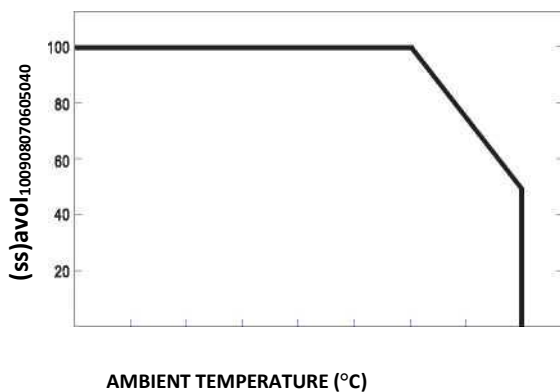
■ **Mechanical Specification**



■ **Block Diagram**



■ **Derating Curve**



■ **Output Derating VS Input Voltage**

